Multiple District 306

As of October 2026 Cumulative

Year	New Clubs	Dropped Clubs	Gain/ Loss Clubs	New Members	Charter Members	Reinstate Members	Transfer Members	Total Member Added	Total Members Dropped	Gain/ Loss Members
2022-2023	60	24	36	2,544	1,846	262	103	4,755	3,466	1,289
2023-2024	55	50	5	2,081	1,527	386	165	4,159	4,504	-345
2024-2025	56	78	-22	2,486	1,379	625	1,006	5,496	5,894	-398
2025-2026	132	73	59	2,590	3,500	938	255	7,283	6,703	580
2026-2027	39	18	21	901	885	129	81	1,996	958	1,038
Average	**68**	**49**	**20**	**2,120**	**1,827**	**468**	**322**	**4,738**	**4,305**	**433**

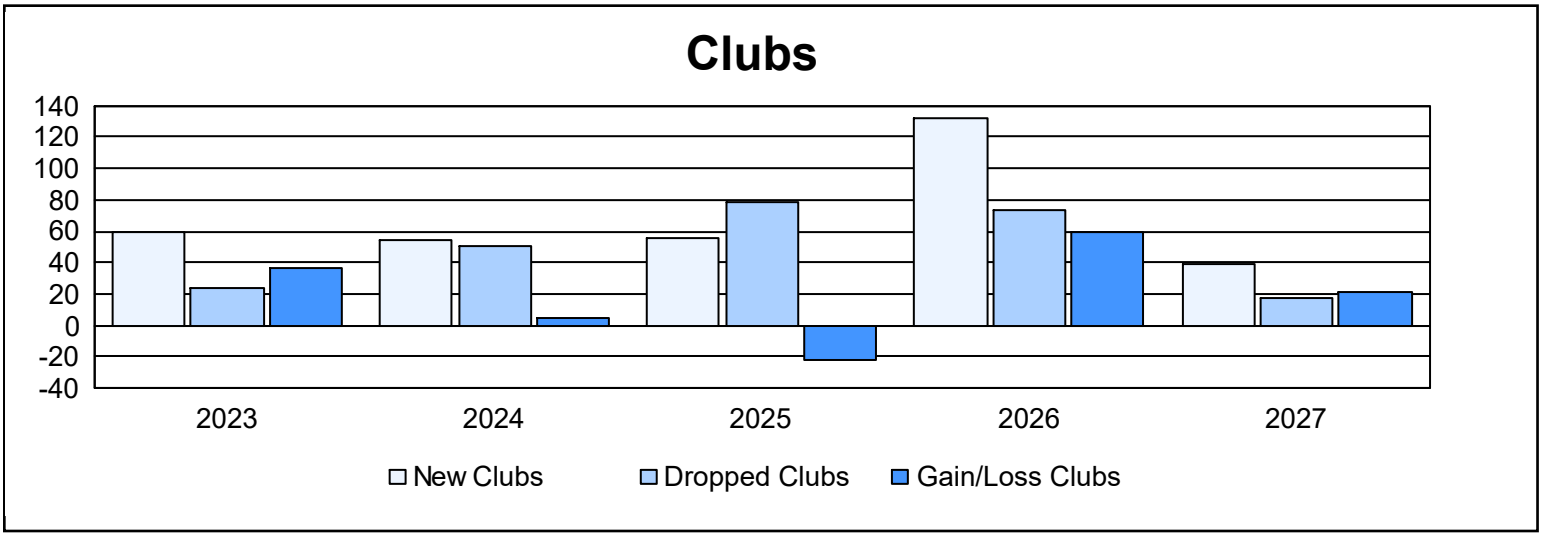

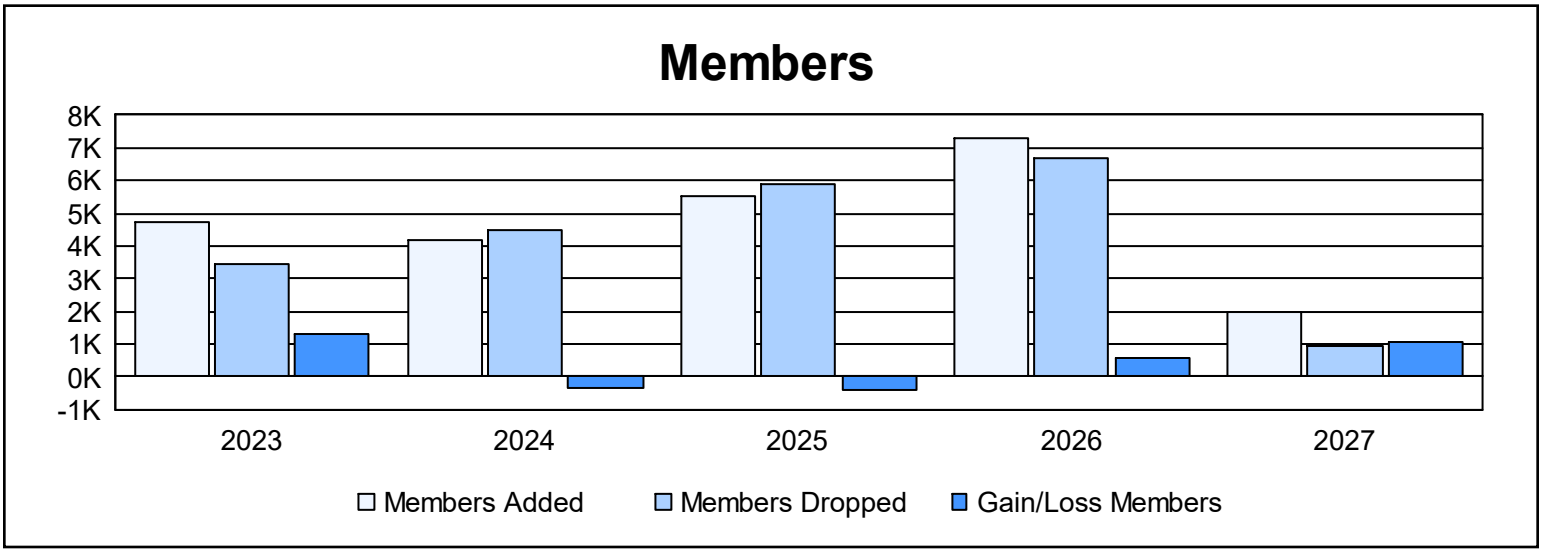

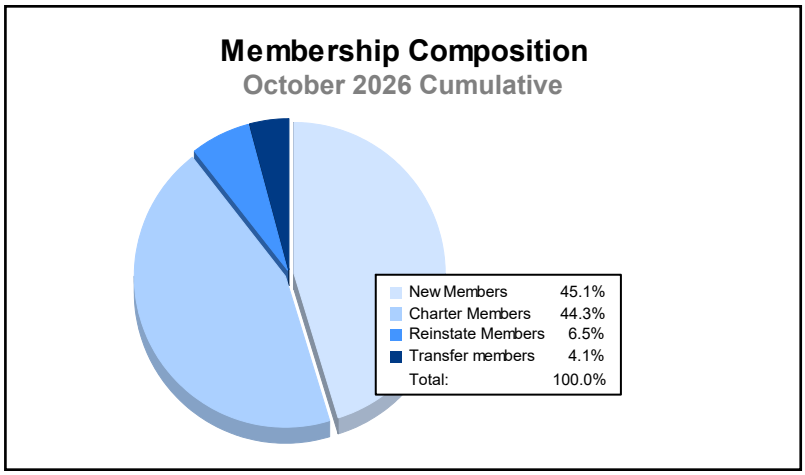
Membership Composition
October 2026 Cumulative
New Members 45.1%
Charter Members 44.3%
Reinstate Members 6.5%
Transfer members 4.1%
Total: 100.0%

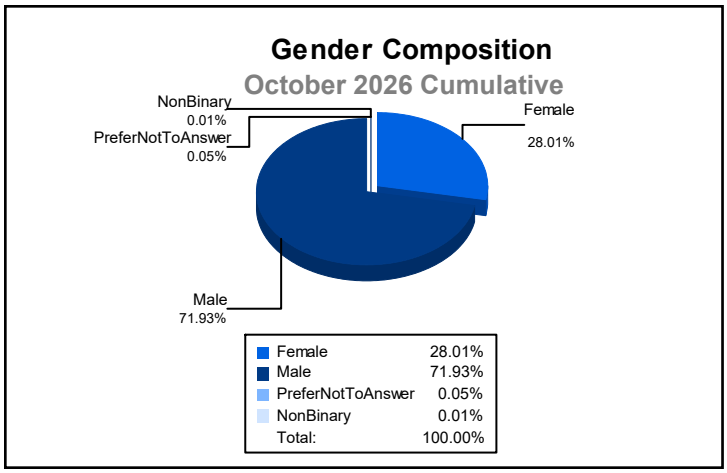
Gender Composition
October 2026 Cumulative
NonBinary
0.01%
PreferNotToAnswer
0.05%
Female
28.01%
Male
71.93%
Female 28.01%
Male 71.93%
PreferNotToAnswer 0.05%
NonBinary 0.01%
Total: 100.00%